



TITAN HARDWARE INTERNATIONAL

7711 AMIGOS AVE, SUITE C, DOWNEY, CA 90242
LOCAL PH 562-803-1695 FAX 562-803-6605
EMAIL SALES@TITANHARDWARE.COM

BLIND RIVETS

(REGULAR DOME OPEN END)

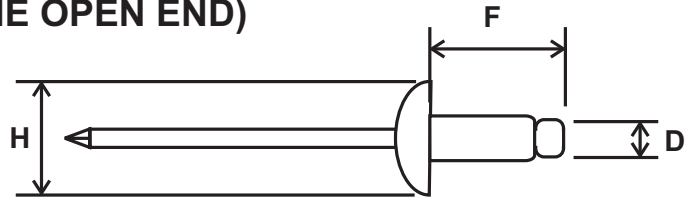
MATERIAL AS NOTED IN PART NUMBER

AA= ALL ALUMINUM

AS= ALUMINUM/STEEL

SS= ALL STEEL

CS= STAINLESS STEEL/ STEEL



GRIP RANGE = GR

PART NUMBER	SIZE	D	F	H	GR	QTY./CTN	WT./M
BLD-42-AA-RW	#42	1/8"	.275	.250	.063-.125	10M	0.96
BLD-42-AS-RW	#42	1/8"	.275	.250	.063-.125	10M	2.29
BLD-42-SS-RW	#42	1/8"	.275	.250	.063-.125	10M	2.78
BLD-42-CS-RW	#42	1/8"	.275	.250	.063-.125	10M	2.70
BLD-44-AA-RW	#44	1/8"	.400	.250	.188-.250	10M	1.03
BLD-44-AS-RW	#44	1/8"	.400	.250	.188-.250	10M	2.50
BLD-44-SS-RW	#44	1/8"	.400	.250	.188-.250	10M	3.25
BLD-44-CS-RW	#44	1/8"	.400	.250	.188-.250	10M	3.10
BLD-48-AA-RW	#48	1/8"	.650	.250	.376-.500	10M	1.31
BLD-48-AS-RW	#48	1/8"	.650	.250	.376-.500	10M	2.76
BLD-48-SS-RW	#48	1/8"	.650	.250	.376-.500	10M	3.95
BLD-48-CS-RW	#48	1/8"	.650	.250	.376-.500	10M	3.80
BLD-52-AA-RW	#52	5/32"	.300	.312	.020-.125	10M	1.65
BLD-52-AS-RW	#52	5/32"	.300	.312	.020-.125	10M	3.95
BLD-52-SS-RW	#52	5/32"	.300	.312	.020-.125	10M	5.12
BLD-52-CS-RW	#52	5/32"	.300	.312	.020-.125	10M	4.53
BLD-53-AA-RW	#53	5/32"	.362	.312	.125-.187	10M	1.78
BLD-53-AS-RW	#53	5/32"	.362	.312	.125-.187	10M	4.03
BLD-53-SS-RW	#53	5/32"	.362	.312	.125-.187	10M	5.20
BLD-53-CS-RW	#53	5/32"	.362	.312	.125-.187	10M	4.40
BLD-54-AA-RW	#54	5/32"	.425	.312	.188-.250	10M	2.00
BLD-54-AS-RW	#54	5/32"	.425	.312	.188-.250	10M	4.05
BLD-54-SS-RW	#54	5/32"	.425	.312	.188-.250	10M	5.56
BLD-54-CS-RW	#54	5/32"	.425	.312	.188-.250	10M	5.15
BLD-56-AA-RW	#56	5/32"	.550	.312	.251-.375	10M	2.22

01/07/02 TOLL FREE PH 1-888-551-0456 FAX 1-888-551-0454

WWW.TITANHARDWARE.COM

006-001



TITAN HARDWARE INTERNATIONAL

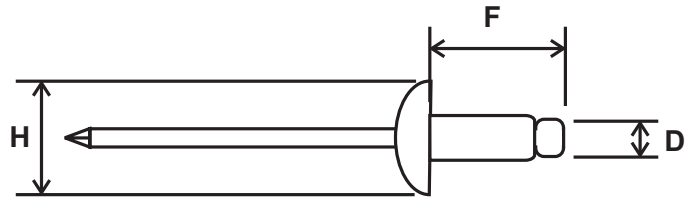
7711 AMIGOS AVE, SUITE C, DOWNEY, CA 90242
 LOCAL PH 562-803-1695 FAX 562-803-6605
 EMAIL SALES@TITANHARDWARE.COM

BLIND RIVETS

(REGULAR DOME OPEN END)

MATERIAL AS NOTED IN PART NUMBER

AA= ALL ALUMINUM
 AS= ALUMINUM/STEEL
 SS= ALL STEEL
 CS= STAINLESS STEEL/ STEEL



GRIP RANGE = GR

PART NUMBER	SIZE	D	F	H	GR	QTY./CTN	WT./M
CONTINUED FROM PREVIOUS PAGE							
BLD-56-AS-RW	#56	5/32"	.550	.312	.251-.375	10M	4.41
BLD-56-SS-RW	#56	5/32"	.550	.312	.251-.375	10M	6.14
BLD-56-CS-RW	#56	5/32"	.550	.312	.251-.375	10M	5.75
BLD-58-AA-RW	#58	5/32"	.675	.312	.376-.500	10M	2.25
BLD-58-AS-RW	#58	5/32"	.675	.312	.376-.500	10M	4.90
BLD-58-SS-RW	#58	5/32"	.675	.312	.376-.500	10M	6.73
BLD-58-CS-RW	#58	5/32"	.675	.312	.376-.500	10M	6.32
BLD-62-AA-RW	#62	3/16"	.325	.375	.020-.125	10M	2.57
BLD-62-AS-RW	#62	3/16"	.325	.375	.020-.125	10M	5.80
BLD-62-SS-RW	#62	3/16"	.325	.375	.020-.125	10M	7.80
BLD-62-CS-RW	#62	3/16"	.325	.375	.020-.125	10M	6.55
BLD-64-AA-RW	#64	3/16"	.450	.375	.188-.250	10M	2.73
BLD-64-AS-RW	#64	3/16"	.450	.375	.188-.250	10M	6.74
BLD-64-SS-RW	#64	3/16"	.450	.375	.188-.250	10M	8.70
BLD-64-CS-RW	#64	3/16"	.450	.375	.188-.250	10M	7.49
BLD-66-AA-RW	#66	3/16"	.575	.375	.251-.375	10M	3.35
BLD-66-AS-RW	#66	3/16"	.575	.375	.251-.375	10M	6.95
BLD-66-SS-RW	#66	3/16"	.575	.375	.251-.375	10M	9.27
BLD-66-CS-RW	#66	3/16"	.575	.375	.251-.375	10M	8.35
BLD-68-AA-RW	#68	3/16"	.700	.375	.376-.500	10M	3.75
BLD-68-AS-RW	#68	3/16"	.700	.375	.376-.500	10M	7.13
BLD-68-SS-RW	#68	3/16"	.700	.375	.376-.500	10M	10.72
BLD-68-CS-RW	#68	3/16"	.700	.375	.376-.500	10M	8.97

01/07/02

TOLL FREE PH 1-888-551-0456 FAX 1-888-551-0454

WWW.TITANHARDWARE.COM

006-002

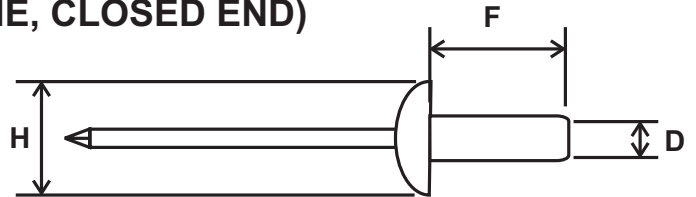


TITAN HARDWARE INTERNATIONAL

7711 AMIGOS AVE, SUITE C, DOWNEY, CA 90242
 LOCAL PH 562-803-1695 FAX 562-803-6605
 EMAIL SALES@TITANHARDWARE.COM

BLIND RIVETS

(REGULAR DOME, CLOSED END)



GRIP RANGE = GR

MATERIAL AS NOTED IN PART NUMBER

- AA= ALL ALUMINUM
- AS= ALUMINUM/STEEL
- SS= ALL STEEL
- CS= STAINLESS STEEL/ STEEL

PART NUMBER	SIZE	D	F	H	GR	QTY./CTN	WT./M
BLDC-42-AA-RW	#42	1/8"	.275	.250	.063-.125	10M	0.96
BLDC-42-AS-RW	#42	1/8"	.275	.250	.063-.125	10M	2.29
BLDC-42-SS-RW	#42	1/8"	.275	.250	.063-.125	10M	2.78
BLDC-42-CS-RW	#42	1/8"	.275	.250	.063-.125	10M	2.70
BLDC-44-AA-RW	#44	1/8"	.400	.250	.188-.250	10M	1.03
BLDC-44-AS-RW	#44	1/8"	.400	.250	.188-.250	10M	2.50
BLDC-44-SS-RW	#44	1/8"	.400	.250	.188-.250	10M	3.25
BLDC-44-CS-RW	#44	1/8"	.400	.250	.188-.250	10M	3.10
BLDC-48-AA-RW	#48	1/8"	.650	.250	.376-.500	10M	1.31
BLDC-48-AS-RW	#48	1/8"	.650	.250	.376-.500	10M	2.76
BLDC-48-SS-RW	#48	1/8"	.650	.250	.376-.500	10M	3.95
BLDC-48-CS-RW	#48	1/8"	.650	.250	.376-.500	10M	3.80
BLDC-52-AA-RW	#52	5/32"	.300	.312	.020-.125	10M	1.65
BLDC-52-AS-RW	#52	5/32"	.300	.312	.020-.125	10M	3.95
BLDC-52-SS-RW	#52	5/32"	.300	.312	.020-.125	10M	5.12
BLDC-52-CS-RW	#52	5/32"	.300	.312	.020-.125	10M	4.53
BLDC-53-AA-RW	#53	5/32"	.362	.312	.125-.187	10M	1.78
BLDC-53-AS-RW	#53	5/32"	.362	.312	.125-.187	10M	4.03
BLDC-53-SS-RW	#53	5/32"	.362	.312	.125-.187	10M	5.20
BLDC-53-CS-RW	#53	5/32"	.362	.312	.125-.187	10M	4.40
BLDC-54-AA-RW	#54	5/32"	.425	.312	.188-.250	10M	2.00
BLDC-54-AS-RW	#54	5/32"	.425	.312	.188-.250	10M	4.05
BLDC-54-SS-RW	#54	5/32"	.425	.312	.188-.250	10M	5.56
BLDC-54-CS-RW	#54	5/32"	.425	.312	.188-.250	10M	5.15
BLDC-56-AA-RW	#56	5/32"	.550	.312	.251-.375	10M	2.22

01/07/02 TOLL FREE PH 1-888-551-0456 FAX 1-888-551-0454

WWW.TITANHARDWARE.COM

006-003



TITAN HARDWARE INTERNATIONAL

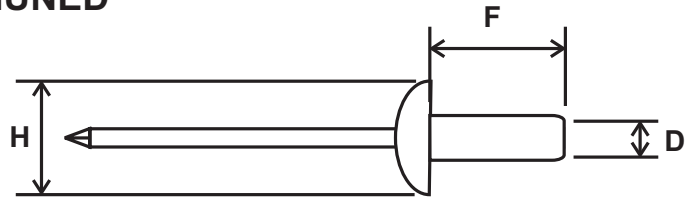
7711 AMIGOS AVE, SUITE C, DOWNEY, CA 90242
 LOCAL PH 562-803-1695 FAX 562-803-6605
 EMAIL SALES@TITANHARDWARE.COM

BLIND RIVETS

(REGULAR DOME, CLOSED END)
 CONTIUNED

MATERIAL AS NOTED IN PART NUMBER

AA= ALL ALUMINUM
 AS= ALUMINUM/STEEL
 SS= ALL STEEL
 CS= STAINLESS STEEL/ STEEL



GRIP RANGE = GR

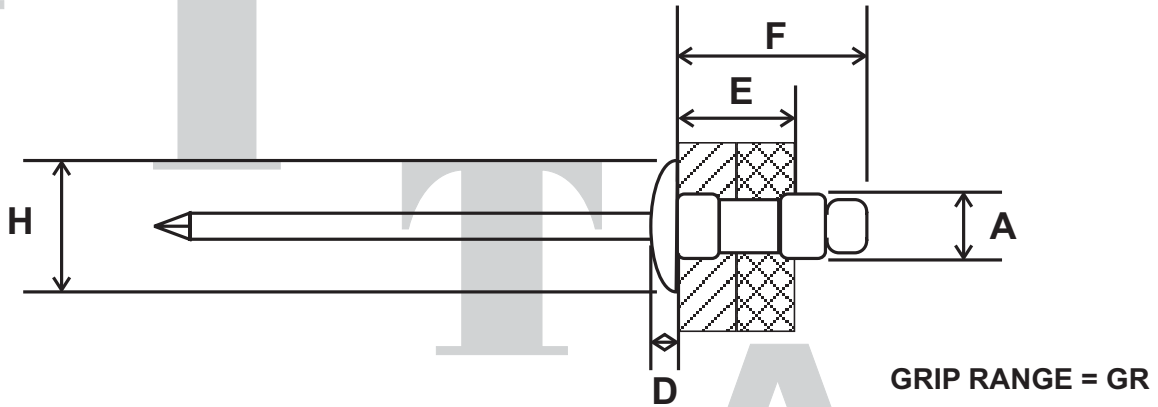
PART NUMBER	SIZE	D	F	H	GR	QTY./CTN	WT./M
CONTINUED FROM PREVIOUS PAGE							
BLDC-56-AS-RW	#56	5/32"	.550	.312	.251-.375	10M	4.41
BLDC-56-SS-RW	#56	5/32"	.550	.312	.251-.375	10M	6.14
BLDC-56-CS-RW	#56	5/32"	.550	.312	.251-.375	10M	5.75
BLDC-58-AA-RW	#58	5/32"	.675	.312	.376-.500	10M	2.25
BLDC-58-AS-RW	#58	5/32"	.675	.312	.376-.500	10M	4.90
BLDC-58-SS-RW	#58	5/32"	.675	.312	.376-.500	10M	6.73
BLDC-58-CS-RW	#58	5/32"	.675	.312	.376-.500	10M	6.32
BLDC-62-AA-RW	#62	3/16"	.325	.375	.020-.125	10M	2.57
BLDC-62-AS-RW	#62	3/16"	.325	.375	.020-.125	10M	5.80
BLDC-62-SS-RW	#62	3/16"	.325	.375	.020-.125	10M	7.80
BLDC-62-CS-RW	#62	3/16"	.325	.375	.020-.125	10M	6.55
BLDC-64-AA-RW	#64	3/16"	.450	.375	.188-.250	10M	2.73
BLDC-64-AS-RW	#64	3/16"	.450	.375	.188-.250	10M	6.74
BLDC-64-SS-RW	#64	3/16"	.450	.375	.188-.250	10M	8.70
BLDC-64-CS-RW	#64	3/16"	.450	.375	.188-.250	10M	7.49
BLDC-66-AA-RW	#66	3/16"	.575	.375	.251-.375	10M	3.35
BLDC-66-AS-RW	#66	3/16"	.575	.375	.251-.375	10M	6.95
BLDC-66-SS-RW	#66	3/16"	.575	.375	.251-.375	10M	9.27
BLDC-66-CS-RW	#66	3/16"	.575	.375	.251-.375	10M	8.35
BLDC-68-AA-RW	#68	3/16"	.700	.375	.376-.500	10M	3.75
BLDC-68-AS-RW	#68	3/16"	.700	.375	.376-.500	10M	7.13
BLDC-68-SS-RW	#68	3/16"	.700	.375	.376-.500	10M	10.72
BLDC-68-CS-RW	#68	3/16"	.700	.375	.376-.500	10M	8.97



TITAN
HARDWARE INTERNATIONAL
 7711 AMIGOS AVE, SUITE C, DOWNEY, CA 90242
 LOCAL PH 562-803-1695 FAX 562-803-6605
 EMAIL SALES@TITANHARDWARE.COM

BLIND RIVETS

(MULTI GRIP, REGULAR DOME)



MULTI GRIP BLIND RIVETS OFFER A WIDER GRIP RANGE THAN REGULAR BLIND RIVETS THUS REDUCING INVENTORY COST. .

PART NUMBER	SIZE	D	F	H	GR	QTY./CTN	WT./M
BLDM-0414-AS-RW	#0414	1/8"	.505	.253	.125-.312	10M	2.52

PLEASE NOTE OTHER SIZES AVAILABLE UPON REQUEST. PLEASE FEEL FREE TO INQUIRE.

01/07/02

TOLL FREE PH 1-888-551-0456 FAX 1-888-551-0454
WWW.TITANHARDWARE.COM

006-005



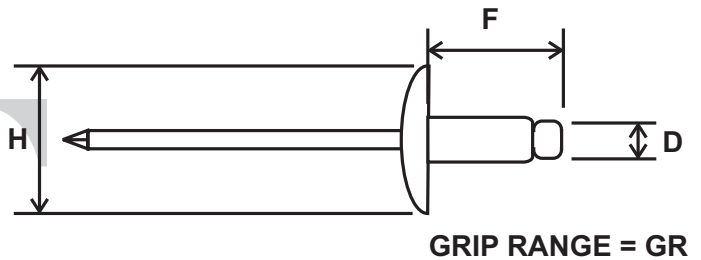
TITAN
HARDWARE INTERNATIONAL
 7711 AMIGOS AVE, SUITE C, DOWNEY, CA 90242
 LOCAL PH 562-803-1695 FAX 562-803-6605
 EMAIL SALES@TITANHARDWARE.COM

BLIND RIVETS

(LARGE FLANGE, OPEN END)

MATERIAL AS NOTED IN PART NUMBER

- AA= ALL ALUMINUM
- AS= ALUMINUM/STEEL
- SS= ALL STEEL
- CS= STAINLESS STEEL/ STEEL



LARGE FLANGE BLIND RIVETS OFFER A LARGE FLANGE FOR INSTALLATIONS IN SOFT MATERIALS.

PART NUMBER	SIZE	D	F	H	GR	QTY./CTN	WT./M
NEW SIZES COMING SOON							
PLEASE NOTE OTHER SIZES AVAILABLE UPON REQUEST. PLEASE FEEL FREE TO INQUIRE.							

01/07/02

TOLL FREE PH 1-888-551-0456 FAX 1-888-551-0454
WWW.TITANHARDWARE.COM

006-006



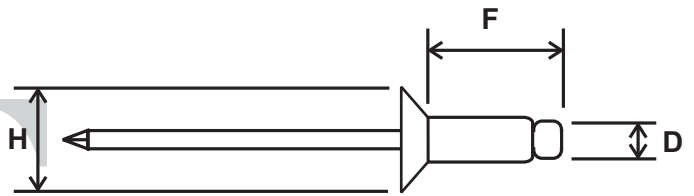
TITAN
HARDWARE INTERNATIONAL
 7711 AMIGOS AVE, SUITE C, DOWNEY, CA 90242
 LOCAL PH 562-803-1695 FAX 562-803-6605
 EMAIL SALES@TITANHARDWARE.COM

BLIND RIVETS

(COUNTERSUNK, OPEN END)

MATERIAL AS NOTED IN PART NUMBER

- AA= ALL ALUMINUM
- AS= ALUMINUM/STEEL
- SS= ALL STEEL
- CS= STAINLESS STEEL/ STEEL



GRIP RANGE = GR

COUNTERSUNK BLIND RIVETS OFFER A COUNTERSUNK FLANGE FOR RECESSED INSTALLATIONS.

PART NUMBER	SIZE	D	F	H	GR	QTY./CTN	WT./M
NEW SIZES COMING SOON							
PLEASE NOTE OTHER SIZES AVAILABLE UPON REQUEST. PLEASE FEEL FREE TO INQUIRE.							

01/07/02

TOLL FREE PH 1-888-551-0456 FAX 1-888-551-0454
WWW.TITANHARDWARE.COM

006-007



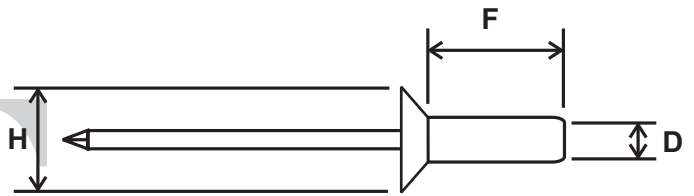
TITAN
HARDWARE INTERNATIONAL
 7711 AMIGOS AVE, SUITE C, DOWNEY, CA 90242
 LOCAL PH 562-803-1695 FAX 562-803-6605
 EMAIL SALES@TITANHARDWARE.COM

BLIND RIVETS

(COUNTERSUNK, CLOSED END)

MATERIAL AS NOTED IN PART NUMBER

- AA= ALL ALUMINUM
- AS= ALUMINUM/STEEL
- SS= ALL STEEL
- CS= STAINLESS STEEL/ STEEL



GRIP RANGE = GR

COUNTERSUNK BLIND RIVETS OFFER A COUNTERSUNK FLANGE FOR RECESSED INSTALLATIONS.

PART NUMBER	SIZE	D	F	H	GR	QTY./CTN	WT./M
NEW SIZES COMING SOON							
PLEASE NOTE OTHER SIZES AVAILABLE UPON REQUEST. PLEASE FEEL FREE TO INQUIRE.							

01/07/02

TOLL FREE PH 1-888-551-0456 FAX 1-888-551-0454
WWW.TITANHARDWARE.COM

006-008